

Financial Results for the FY2025

Third Quarter

STAR MICRONICS CO., LTD.

<https://www.star-m.jp>

Code 7718

November 12, 2025

* The projections in this document are based on information available at the time of release of this report and certain assumptions the Company considers reasonable.

* The Company does not promise that these projections will be achieved. Actual results may differ materially from projections due to a variety of factors.

Financial Results for the FY2025 Third Quarter

- **Overview of the FY2025 Third Quarter** **P.2**
- **Consolidated Operating Results and Business Forecast** **P.3**
- **Quarterly Information (Net Sales)** **P.4**
- **Segment Overview**
 - Machine Tools** **P.5**
 - Special Products** **P.6**

Reference

- **Trends in Quarterly Machine Tool Orders** **P.8**
- **Business Segments and Products** **P.9**

■ Net Sales	¥51.64 billion	7.5% up YoY
■ Operating Income	¥3.75 billion	13.6% up YoY
■ Ordinary Income	¥3.98 billion	9.3% up YoY
■ Net Income Attributable to Owners of Parent	¥2.73 billion	74.7% up YoY

- ✓ Sales and profits of the Group's mainstay Machine Tools Segment increased due to higher sales in the U.S. and domestic markets amid the Chinese market continued to perform steadily.
- ✓ Sales and profits increased substantially in the Special Products Segment due to higher sales mainly in the U.S. markets.

Consolidated Operating Results and Business Forecast



(Millions of Yen)

		Third Quarter					Full-Year				
		FY12/2024		FY12/2025			FY12/2024		FY12/2025		
		Actual		Actual			Actual		Previous Forecast (Announced on August 12)		
		Amount	Income Ratio (%)	Amount	Income Ratio (%)	Rate of Change (%)	Amount	Income Ratio (%)	Amount	Income Ratio (%)	Rate of Change (%)
Net Sales	Machine Tools	38,345		39,994		4.3	51,419		53,800		4.6
	Special Products	9,702		11,647		20.1	13,574		16,300		20.1
	Total	48,047		51,642		7.5	64,994		70,100		7.9
Operating Income	Machine Tools	4,160	10.8	4,417	11.0	6.2	5,047	9.8	4,850	9.0	(3.9)
	Special Products	616	6.4	1,252	10.8	103.1	885	6.5	1,850	11.3	109.0
	Eliminations or Corporate	(1,467)		(1,910)			(1,911)		(2,500)		
	Total	3,309	6.9	3,759	7.3	13.6	4,021	6.2	4,200	6.0	4.4
Ordinary Income		3,642	7.6	3,982	7.7	9.3	4,515	6.9	4,400	6.3	(2.6)
Net Income Attributable to Owners of Parent		1,563	3.3	2,731	5.3	74.7	1,855	2.9	3,100	4.4	67.1

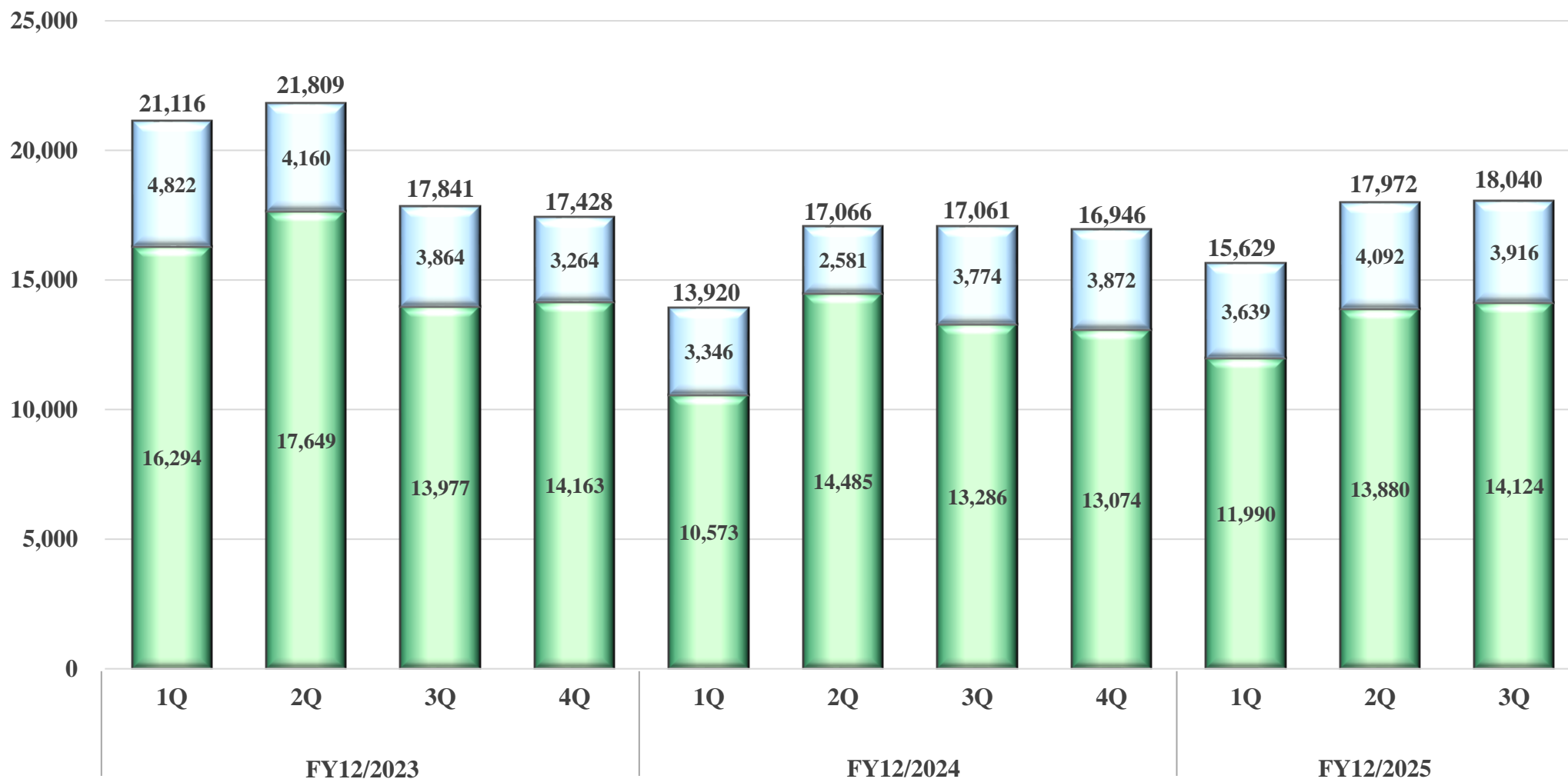

Exchange Rate	US \$	¥151.28	¥148.23	¥151.57	¥146.81
	EUR	¥164.39	¥165.54	¥163.94	¥166.08
	GBP	¥193.12	¥194.69	¥193.68	¥193.79

Quarterly Information (Net Sales)



Net Sales

(Millions of Yen)





Sales

Sales Volume



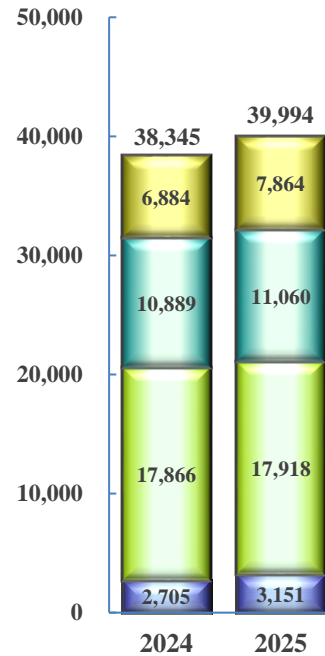
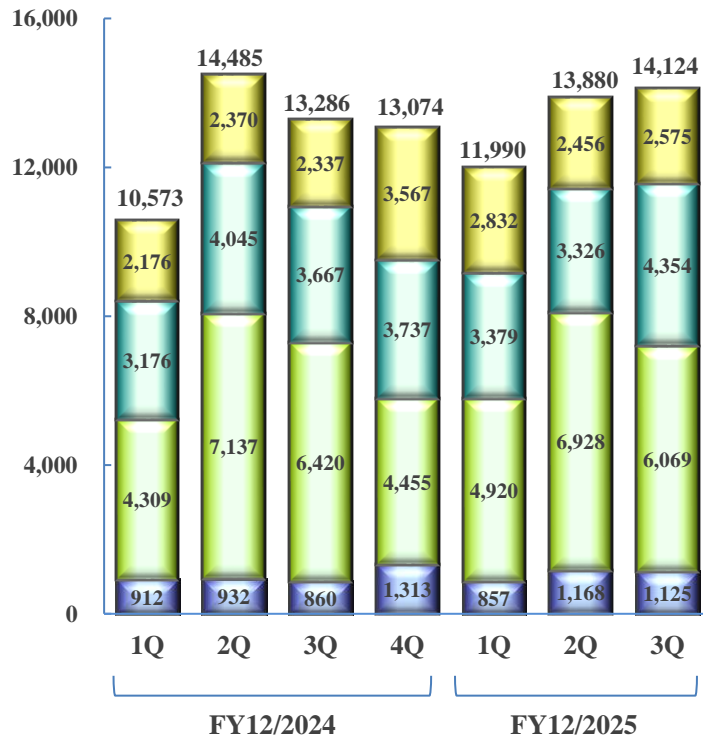
<Quarterly>

<3Q PTD>

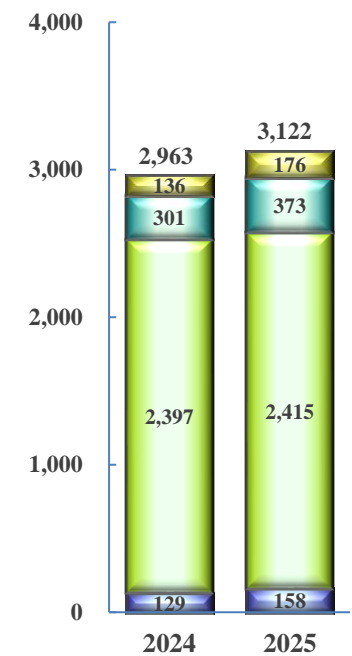
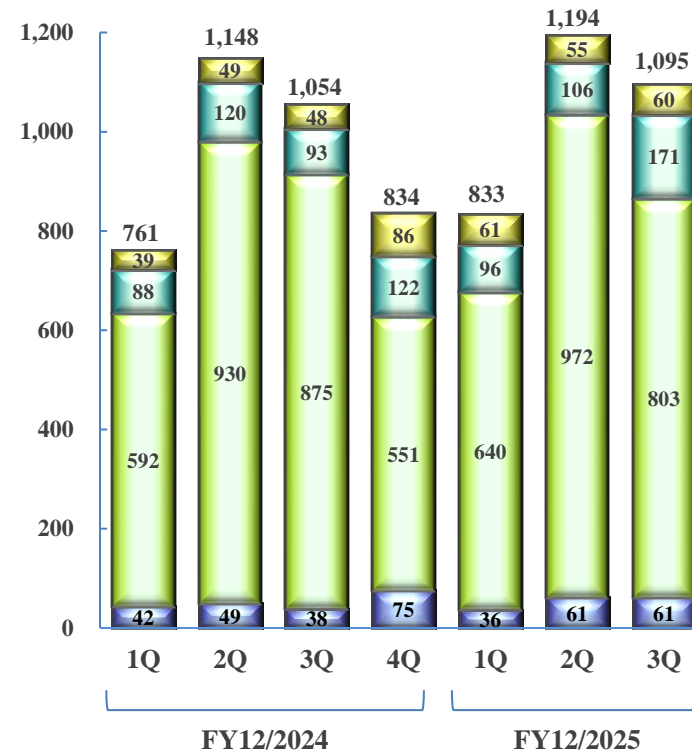
<Quarterly>

<3Q PTD>

(Millions of Yen)



(Units)



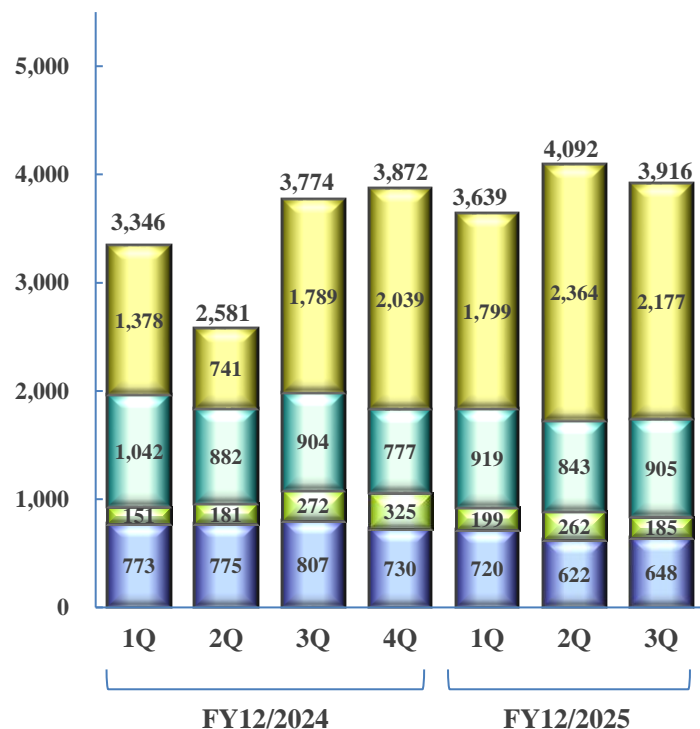
- In the U.S. market, orders and sales improved despite the impact of interest rate trends and the new government's trade policies.
- In the European market, while market conditions remained weak, sales were on a par with the corresponding period of the previous fiscal year owing to orders from large-scale projects.
- In the Asian market, sales were on a par with the corresponding period of the previous fiscal year owing to Chinese government's measures aimed at expanding domestic demand and the ongoing rise in new component processing needs.
- In the domestic market, sales increased even though overall market conditions remained generally sluggish.



Sales

<Quarterly>

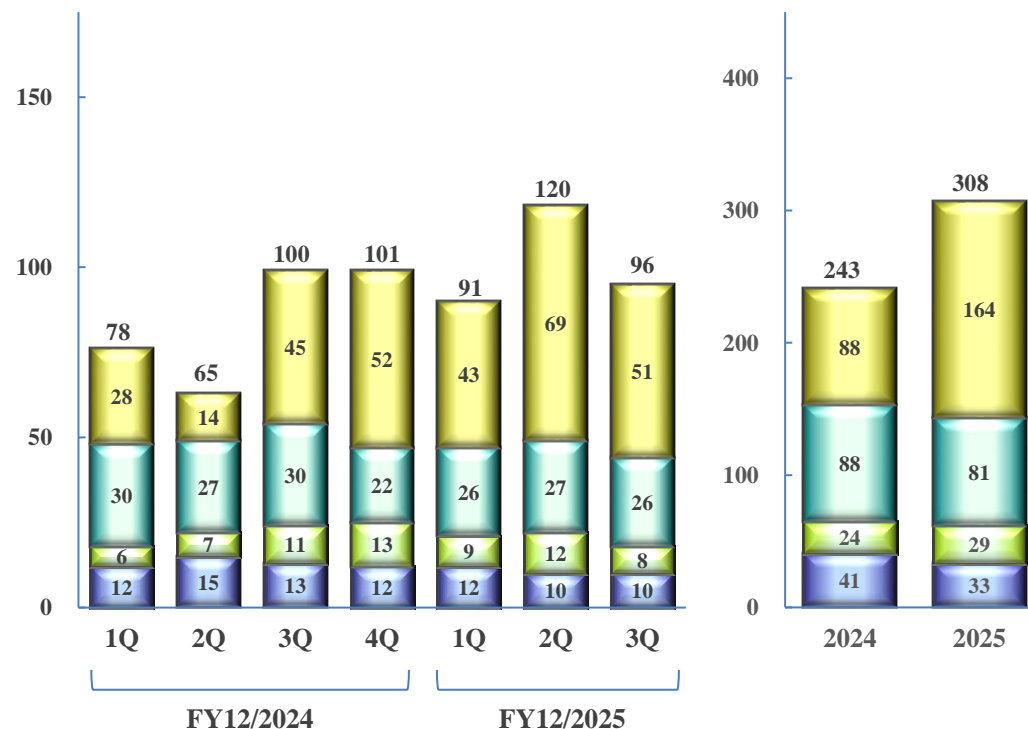
(Millions of Yen)



Sales Volume

<Quarterly>

(Thousands of Units)



America
Europe
Asia
Domestic

- In the U.S. market, Sales increased substantially as distribution inventories returned to appropriate levels from the second half of the previous fiscal year and demand for mPOS remained firm.
- In the European and domestic markets, Sales decreased due to generally weak market conditions.

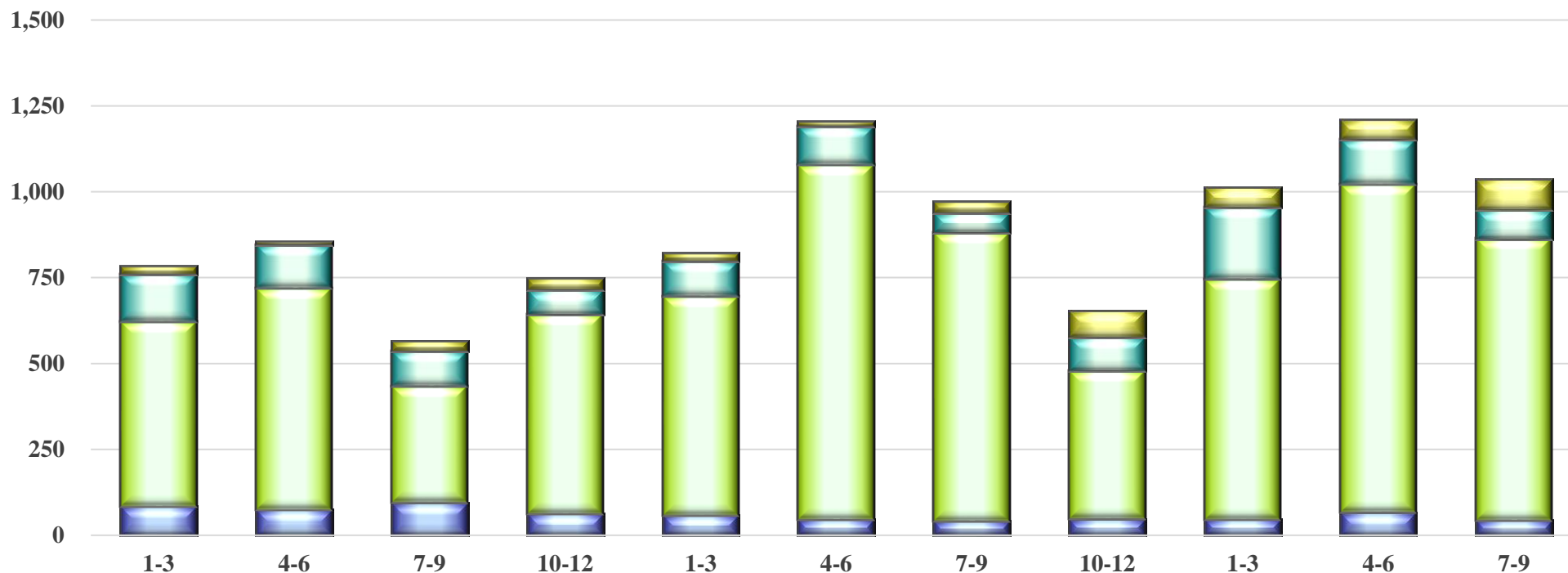
Reference

Trends in Quarterly Machine Tool Orders



(Ordered Unit)

(Units)



	2023				2024				2025		
	1-3	4-6	7-9	10-12	1-3	4-6	7-9	10-12	1-3	4-6	7-9
America	24	10	30	33	23	14	32	76	57	55	87
Europe	138	125	102	71	102	112	58	98	210	132	85
Asia	538	646	339	581	638	1,033	840	431	699	955	820
Domestic	83	74	94	62	58	45	41	47	46	66	43
Total	783	855	565	747	821	1,204	971	652	1,012	1,208	1,035

Business Segments and Products



Special Products



Label Printer
mC-Label series



POS Printer
TSP100IV series



Contactless IC card Reader
PitTouch Pro3 series



Peripheral Equipment

Machine Tools



CNC Swiss Type Automatic Lathe
SP-32



CNC Automatic Lathe
SK-51 type A



CNC Swiss Type Automatic Lathe
SB-20RII